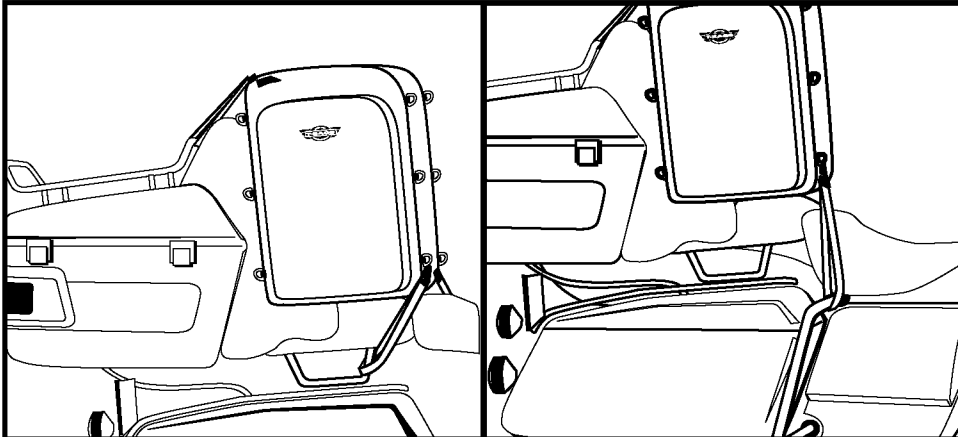




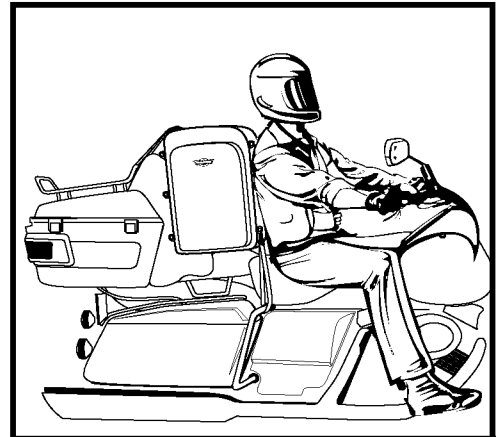
DRESSER BACKSEAT BAG



Picture -1

Picture -2

TWO DIFFERENT WAYS TO ATTACHE THE DRESSER BACKSEAT T-BAG



MAKES A GREAT BACKREST WHEN FULLY LOADED

There are 4 straps. The **bottom straps** may be attached to 2 different locations. **Picture-1:** Lace straps around the Tour Pak® support structure as shown on all models. **Picture-2:** If your motorcycle has passenger hand rails (an add-on accessory on the 2006 and later models) strap them to the rails. Loop the **top straps** around the Tour Pak® luggage rack as shown in both pictures.

When packed firmly, your Dresser Backseat T-BAG becomes a full back support backrest on most motorcycle models and dramatically increases your storage capacity.

This bag has been specifically designed for use on a variety of large touring motorcycles with hard trunks **EQUIPPED WITH LUGGAGE RACKS** to hook the tie down straps to.

Simply load your T-Bag, set it in the passenger seat and strap it down as shown above. After you connect the tie down straps, **YOU MUST SECURELY TUCK IN ANY STRAP ENDS** to avoid the wind slapping the straps against your paint and scuffing the clear coat. You may also cut the straps to length and seal/melt them to avoid fraying by holding the strap ends to a flame.

Even though the vinyl backed material is waterproof, the zippers and sewn seams may allow small amount of moisture to enter during rainy weather. T-Bags attached, form fitting, elastic bottom rain and dust cover is hidden in a zipper compartment located over the backpack strap zipper pocket on the top of the bag. Unhook the top two tie down straps, slip them "through" the rain cover holes marked with reflective material and reattach to the luggage rack. The elastic bottom tightens into place under the bag for full rain, sun and dust protection.

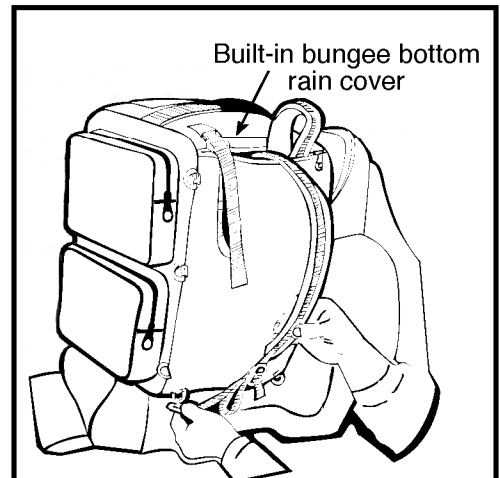
This bag is equipped with 2 large pockets on one side and a handy 14" tall organizer pocket on the other side. There are user friendly, padded, backpack straps for easy "hands free" carrying when you reach your destination.

Each Dresser Backseat T-bag is constructed with an inner and outer shell of nylon. The T-Bag is insulated with high density closed cell foam that makes the bag semi rigid and insulates against elements. This foam will retain less than one half of one percent of moisture, thereby minimizing mildew and odor.

TIP: If the rain cover is wet after use, it **MUST** be dried out to avoid mildew and odors during storage in the closed pocket. Let the rain cover dry overnight when you reach your lodging.

NOTICE: When purchased through an authorized T-Bags dealer, all CDL ENTERPRISES, LTD., products are warranted to be free from all manufacturing defects in materials and workmanship for the normal life of the product. This Lifetime Warranty does not cover damage resulting from abuse, neglect, improper use, common carrier damage or normal wear and tear. **Do Not ride with bag against painted or plastic surfaces because it will scuff the paint. Luggage rack required.**

CDL ENTERPRISES, LTD., its distributors and dealers issue no warranty and assume no liability for damage caused by use of this product other than as recommended. Load only in compliance with your vehicle owner's manual.



ATTACH THE HIDDEN BACKPACK STRAPS

To access the backpack straps, simply unzip the hidden pocket concealed by the long horizontal zipper on the top back of the bag. Pull the padded straps out and hook them to the "D" rings at the bottom of the T-BAG.

WARNING: All straps must be connected and tied off. A dislodged bag and/or loose straps may become entangled in moving parts of the motorcycle, cause loss of control and result in serious injury or death.