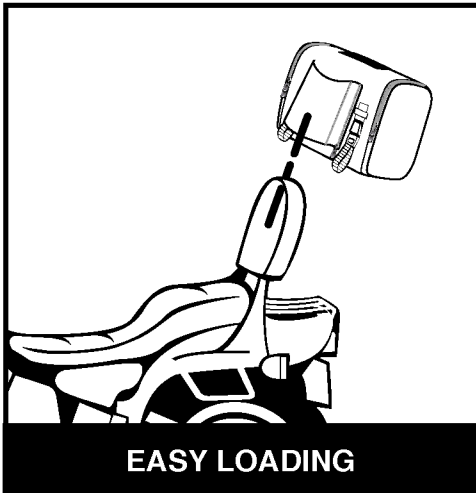
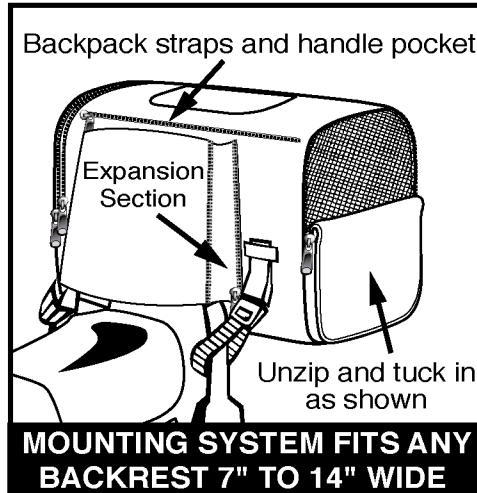




PET CARRIER



EASY LOADING



MOUNTING SYSTEM FITS ANY BACKREST 7" TO 14" WIDE



REMOVABLE HANDLE

BEFORE USE, make sure pet tolerates confinement in Pet Carrier. **Pet must be completely inside Pet Carrier and all "mesh" openings must be fully zipped closed while motorcycle is moving.** If pet has any part of its body outside Pet Carrier while motorcycle is moving, **you and/or your pet could be seriously injured or killed should pet fall or jump from Carrier.** Two adjustable leashes are provided to attach pet's collar to D-rings inside Carrier. This attachment system does not prevent or lessen the likelihood of Injury or death if used while motorcycle is moving. Adjust leashes to minimize pet's movement, to avoid entanglement, and to prevent pet from jumping from Carrier. **If leash is too long, pet may jump or fall out of bag and be seriously injured or killed by hanging from leash. CAUTION: AVOID SUFFOCATION** Always leave at least one solid lid cover partially open so that zipped up ventilation mesh allows for adequate fresh air. **Never leave pet unattended in Pet Carrier. SAFETY TIP:** Pets chew! Always thoroughly check your Pet Carrier and leashes for pet damage before each ride. **THIS PET CARRIER IS NOT INTENDED AS A PROTECTIVE DEVICE. T-BAGS® ASSUMES NO LIABILITY FOR ANY INJURY OR DEATH TO RIDER AND/OR PET ARISING FROM USE OF THIS PRODUCT**

MOUNTING LOOP FOR YOUR BACKREST SIZE: A luggage rack and right size backrest are required for proper use and support of this bag. Your soft backrest pad must measure a minimum of 7" wide x 8" tall x 2" thick, up to a maximum backrest width of 14". The top of the soft backrest pad must rise above the top edge of the mounting loop when the full bag sits on the luggage rack or passenger seat pad as shown in the drawing on this page. The mounting loop you select must wrap tightly around all sides of the backrest pad. Choose a loop that is tight enough to compress (lightly crush) the backrest pad foam. The bag should not slide down over the backrest from the weight of the bag alone. To fit properly the mounting loop must be wiggled and "pushed" down over the compressed backrest pad. If your backrest is not large enough, do not use this bag. Use good rider judgment - you are responsible for making sure your T-Bag is mounted tight with all straps tied off before riding.

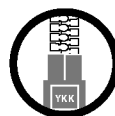
TIE DOWN STRAPS: After the packed bag is in place on the motorcycle, lace the tie down straps around the backrest support as shown in the drawings above, reattach the straps and pull until tight. Do not cross the tie down straps. Do not strap both straps around any single post backrest. Each strap must be hooked independently -one on the left and one on the right side of the metal backrest support or other secure tie down points. With the bag in place, you may cut the security straps to a convenient length and burn the ends with a match to avoid fraying. All loose straps must be shortened and/or tied off and tucked in to avoid entanglement in moving parts of the motorcycle and to prevent paint damage from flapping straps.

WARNING: The mounting loop must fit tight on and compress the motorcycle backrest pad and all straps must be connected and tied off. A dislodged bag and/or loose straps may become entangled in moving parts of the motorcycle, cause loss of control and result in serious injury or death.

MOUNTING LOOP ZIPPERS: Be sure the pin on one side of the mounting loop zipper is pushed 100% into the block on the other side of the zipper. If not fully inserted before zipping, the pin may slip out of the zipper block, causing the zipper to open or be damaged.



NO



YES

NOTICE: When purchased through an authorized T-Bags dealer, all CDL ENTERPRISES, LTD., products are warranted to be free from all manufacturing defects in materials and workmanship for the normal life of the product. This Lifetime Warranty does not cover damage resulting from abuse, neglect, improper use, common carrier damage or normal wear and tear. **Do Not ride with bag against painted or plastic surfaces because it will scuff the paint. Luggage rack required.**

CDL ENTERPRISES, LTD., its distributors and dealers issue no warranty and assume no liability for damage caused by use of this product other than as recommended. Load only in compliance with your vehicle owner's manual.