



SPACE SAVER

DESIGNED ONLY FOR USE ON HARLEY-DAVIDSON PREMIUM TOUR-PAK® LUGGAGE RACK AND AIR WING TOUR-PAK® LUGGAGE RACK

FLAT STORAGE: The Space Saver bag is collapsible and can be zipped into a flat closed package. Store it in your Tour Pak or saddlebags for those emergencies when you need additional cargo space. This bag holds an incredible amount of soft items. **Not for use on Tour Paks with spoilers!**

CAUTION: (1) Do not store small heavy items in the bottom of this bag because they may droop or fall between the luggage rack tubes and damage your paint. (2) Always remove the Space Saver bag before fully opening your Tour Pak lid.

TIE-DOWN HOOK AND LOOP STRAPS: Your Space Saver bag is specifically designed to be used on (1) the Premium Tour-Pak® Rack measuring approx. 20.5" x 14" and (2) the Air Wing Tour-Pak® Rack measuring approx. 20.5" x 15". There are 8 hook and loop tie-down straps strategically located to secure the bag to your luggage rack. All 8 straps must be tightly hooked around the tubular luggage rack so the bag is secure and cannot be moved left & right and forward & backward. Be sure the hook and loop tie down straps are thoroughly overlapped for strong tie down connections. This bag is NOT recommended for use on any other luggage racks. Note: If your tie down hook and loop straps do not thoroughly overlap and securely attach to each other, do not use this bag. Use good rider judgment - you are responsible for making sure your T-Bag is mounted tight with all hook and loop tie down straps securely fastened.


WARNING: *Be aware of traffic behind you. All straps must be securely connected to the luggage rack. Failure to follow these mounting instructions or improper use of this bag may result in a dislodged bag and cause loss of valuables and may cause serious or fatal injuries.*

CARRYING HANDLES AND SHOULDER STRAP: The bag is equipped with 2 side handles and a shoulder strap that can hooked to the "D" rings located on each side of the bag.

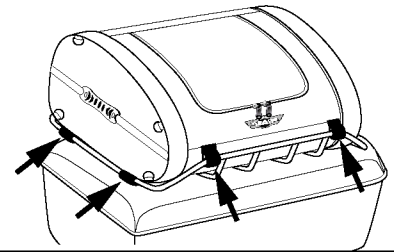
USE OF RAIN COVER: Even though T-BAGS material has a weatherproof internal coating, the zippers and seams may allow a small amount of moisture to enter during wet weather. Our form fitting rain cover slips over the bag and the elastic opening snaps into place under the bag for rain and sun protection. The reflective T-BAGS logo should face the back of the motorcycle. There are 8 openings in the rain cover that are marked with reflective fabric. Pull the hook and loop tie-down straps through these holes and securely reconnect the bag to the rack. **TIP:** If the rain cover is wet after use, it **MUST** be dried out to avoid mildew and odors during storage in the closed pocket. Let the rain cover dry overnight when you reach your lodging. Save this instruction sheet for future reference. If you have any questions about how to properly attach this bag, **before riding** see www.t-bags.com to print a copy of the instruction sheet or call us for information at (800) 957-6288 in the continental United States and Canada and (714) 957-6288 from other locations.

NOTICE: When purchased through an authorized T-Bags dealer, all CDL ENTERPRISES, LTD., products are warranted to be free from all manufacturing defects in materials and workmanship for the normal life of the product. This Lifetime Warranty does not cover damage resulting from abuse, neglect, improper use, common carrier damage or normal wear and tear. CDL ENTERPRISES, LTD., its distributors and dealers issue no warranty and assume no liability for damage caused by use of this product other than as recommended. Load only in compliance with your owner's manual.

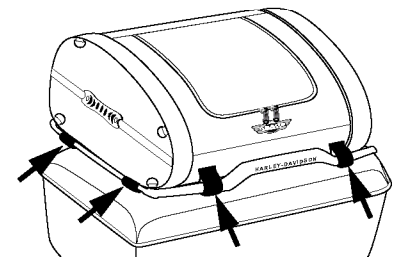
SPACE SAVER BAG - CLOSED



BACK MOUNTING STRAPS

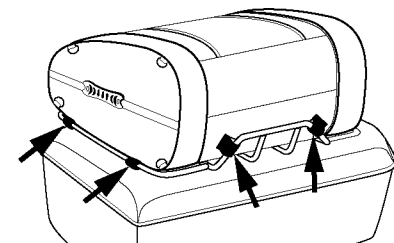


Bag mounted on Premium Tour Pak® Rack

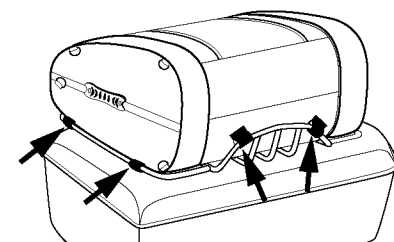


Bag mounted on Air Wing Tour Pak® Rack

FRONT MOUNTING STRAPS



Bag mounted on Premium Tour Pak® Rack



Bag mounted on Air Wing Tour Pak® Rack